AC UPS / DC BACKUP

Power and Backup

Small and medium-sized backup solutions.

DC backup

Keep compatible ONTs and gateways powered. Select voltage, connections and runtime for the installation.

AC UPS

Support compatible AC equipment. Match both VA and watts to the complete connected load.

Your brand. Your product program.

Equipment → Packaging → Launch preparation

See how we worked with a customer on power strips, surge suppressors and boxes for its own brand. Use case on page 9.

Find the Backup You Need

Start with the equipment, voltage and complete load.

Application / model	Page
12 V ONT / gateway — CX-1202UPS-6000mAh	3
ONT + optional router / Y cable	4
Load and runtime evaluation	5
Additional DC configurations — 27 W example	6
800 VA AC UPS — CPX-UPS-800	7
AC UPS installation and monitoring	8
Private-label power accessories	9
Cords, connections and supply programs	10

DC backup

Keep a compatible ONT or gateway powered through brief interruptions. Match its voltage, connector and load, then measure the required runtime.

AC UPS

Support compatible AC equipment in a small office, service point or network installation. Select against both VA and watts, then evaluate the complete load.

Power accessories serve a different job

A power strip adds outlets. A surge suppressor adds the protection specified for that model. Battery backup comes from the UPS.

FEATURED DC BACKUP

Compact backup for the ONT

CX-1202UPS-6000mAh powers one compatible 12 V ONT, modem or gateway. An optional connection set supports a qualified second device within the same total output limit.

Specification	Details
Model	CX-1202UPS-6000mAh
DC input	12 V DC / 3 A
DC output	One 12 V DC output / 2 A maximum
Maximum output power	24 W total; shared when using a Y-cord
Battery configuration	6000 mAh; 18650 rechargeable lithium-ion cells
Approximate dimensions	110 × 60 × 25 mm
Installation	Tabletop or wall mounting using rear provision
Protection functions	Overcharge, over-discharge, overvoltage, overcurrent and short circuit
Runtime	Validate with the actual equipment and complete connected load

Match the adapter, input and output connectors and polarity to the supplied unit and the customer equipment. The 6000 mAh battery designation is not a 12 V energy rating or a runtime guarantee.

DC CONNECTIONS

One output with two installation choices

ONT-only backup is the starting configuration. Add a separate router only when it is needed and both devices have been qualified together.

STANDARD ONT ONLY

OPTIONAL ONT AND SEPARATE ROUTER

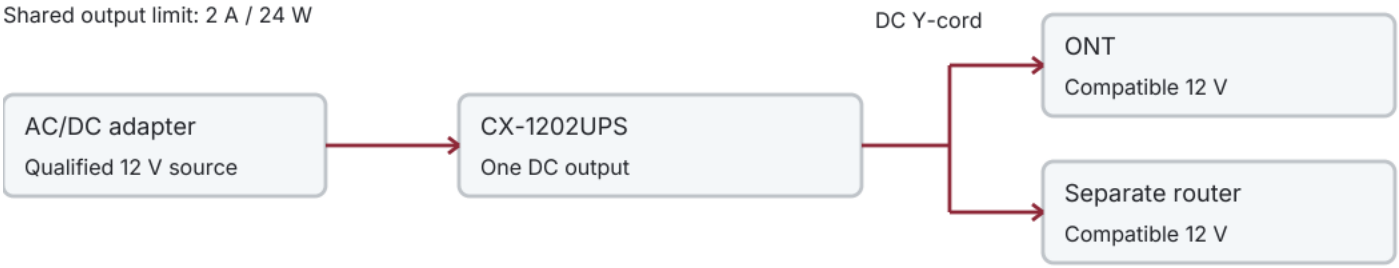

Check	Installation requirement
Electrical match	12 V equipment; verify polarity, barrel dimensions, seating and rated load.
Source adapter	Match the UPS input rating and evaluate operation while powering equipment and charging the battery.
Optional Y-cord	A soft DC splitter divides one output. It does not add power capacity or convert voltage.
Transfer and recovery	Check startup current, repeated interruptions, stable operation and recovery with the complete configuration.

The UPS carries DC power only. Fiber connects to the ONT optical port; Ethernet connects network devices. Neither fiber nor Ethernet connects to this mini UPS.

LOAD AND RUNTIME

Evaluate the complete connected load

Use measured equipment load and a repeatable test. A device adapter label, battery mAh value or sum of port ratings does not establish actual runtime.

Illustrative 12 V load calculation

Equipment	Assumed current	Calculated power
ONT	0.75 A	9 W
Separate router	0.50 A	6 W
Combined load	1.25 A	15 W

Example only: 12 V × 1.25 A = 15 W. These are assumed loads, not equipment measurements or test results. Being below 24 W does not by itself establish connector compatibility, startup performance or successful transfer.

A useful evaluation record

Record	Include
Equipment and configuration	Exact ONT/router models; sample ID; battery configuration; adapter and cable set.
Starting conditions	Charge state, battery condition, ambient temperature and measured connected load.
Interruption behavior	Brief and repeated power interruptions, transfer, reboot behavior and restoration.
Backup duration	Elapsed time at the full intended load and the agreed end point of the test.
Acceptance	Required runtime, allowable interruption behavior and approved installation arrangement.

Battery capacity must be related to its rated voltage and usable energy before estimating runtime. Conversion losses, load, age, charge state and temperature affect the result.

ADDITIONAL DC CONFIGURATIONS

When the installation needs more outputs

A separate multi-output platform can be evaluated for installations needing different DC voltages or more connection points. It is a different product from the CX-1202UPS-6000mAh.



27 W multi-output reference configuration

Reference arrangement	Output or limit
Input	12 V DC
12 V output 1	12 V / 2 A
12 V output 2	12 V / 2 A
9 V output	9 V / 1 A
USB QC 3.0	5 V / 3 A or 9 V / 2 A
Maximum combined output	27 W across all connected outputs
Protection functions	Overcurrent, short circuit, overcharge and over-discharge

Port limits are not additive

Two 12 V ports rated at up to 2 A each cannot both supply that maximum at once within a 27 W total limit. Allocate the complete load across the outputs and verify the allowed combinations for the selected configuration.

Define the offered version

The table is an example arrangement for selection discussions. Agree the ComponexX model, battery capacity, connector set, supported output combinations and destination-market documentation before specifying a production version.

Runtime and device compatibility require testing with the actual equipment. Do not apply this platform's 27 W rating to the 24 W CX-1202UPS-6000mAh.

FEATURED AC BACKUP

800 VA line-interactive UPS

CPX-UPS-800 combines battery backup and automatic voltage regulation for compatible network equipment, computers, POS terminals and security systems.

Specification	Details
Model	CPX-UPS-800
Capacity and topology	800 VA / 480 W; line-interactive; tower
AC input	110 / 120 VAC; 60 Hz
Input operating range	81–145 VAC
Input plug	NEMA 5-15P
Output receptacles	6 × NEMA 5-15R
Output voltage	120 VAC ±10%
Battery-mode waveform	Simulated sine wave
Typical transfer time	2–6 ms
Battery	1 × 12 V / 9 Ah VRLA
Recharge	4–6 hours to 90% capacity
Runtime reference	Approximately 10 minutes at 187.5 W

Select against both limits: 800 VA and 480 W. Check load compatibility with simulated-sine battery output and the typical transfer time. The runtime reference applies to the stated 187.5 W load and is not a guarantee at other loads.

AC UPS INTEGRATION

Operation and installation details

Match the UPS to the connected load, installation environment and required monitoring. Confirm the display and connection arrangement in the selected configuration.

Specification	Details
Surge protection	420 J
Other protection	Overload, discharge, overcharge and short circuit
Monitoring	USB monitoring software
Line protection	RJ11 / RJ45
Display options	LED / LCD
Startup and recovery	Cold start; automatic restart after AC recovery
Dimensions and weight	315 × 100 × 143 mm (L × W × H); 4.7 kg
Operating conditions	0–40 °C; 0–90% RH non-condensing
Noise	<40 dB

Evaluate in normal and battery operation

Automatic voltage regulation corrects common utility-voltage fluctuations without using battery power. Test the actual equipment during transfer, battery operation and AC restoration. Use its measured load and startup behavior to assess suitability.

For deployment, agree plug and outlet arrangement, ventilation and access, display option, monitoring software compatibility and the documentation required for the destination market. Runtime varies with load, battery condition and operating conditions.

Configuration, connections and destination-market documentation are agreed for the selected model before an order.

WHITE-LABEL PROGRAM EXAMPLE

A customer's own power range

The product, its identity and its box developed together.

A brand wanted power strips and surge suppressors under its own name. ComponexX worked with the customer to refine the equipment, develop the boxes and prepare the launch materials.

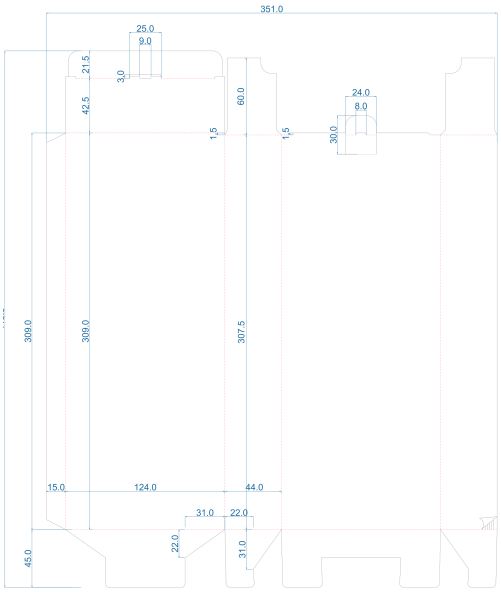

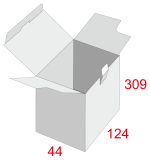

The program included

Product

Equipment refinement

→

Presentation

Labels and box design

→

Launch preparation

Manual and shipping carton

Read the full use case: From a product idea to a branded offering.

CORDS AND SUPPLY PROGRAMS

Complete the connection set

A useful power product arrives with the connections and instructions needed for its installation. Define these together so the sample and repeat orders match the same approved configuration.

Connection family	Specify
AC cords and extension sets	Plug and equipment interfaces, conductor construction, current rating, length and strain relief.
AC Y-cord programs	CX-ECYS-18I reference: agree the final drawing, branch lengths, connector arrangement and total rating. An AC Y-cord is separate from a DC UPS splitter.
DC output leads and Y-cords	Equipment voltage, polarity, barrel fit, wire and branch lengths, shared load limit and secure seating.
Mounting and kit contents	Adapter, output cable, optional splitter, mounting accessories, labels, instructions and packing list.

From evaluation to repeat supply

Send an equipment model or clear power-label photo, the devices requiring backup, runtime objective, expected quantities and destination. We coordinate product selection, samples, supporting documentation, branding and packaging with our manufacturing partners.

Record the approved model, battery and cable configuration, artwork revision, test outcome and packing details as the reference for repeat orders. A question or an existing product reference is enough to begin.

Discuss a requirement

sales@componexx.com | +1 813 336 3260

componexx.com/en/contact